

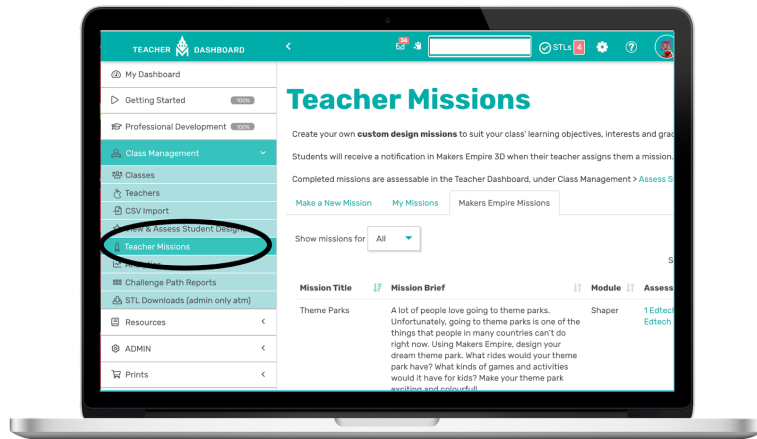
Using Makers Empire Beyond OCMC

Once you've got through the OCMC Teacher Guide and used Makers Empire to create awesome design solutions for your OC Maker Challenge, there is still a **lot** you can do!

You can send missions to your students (*great for remote learning*), explore curriculum-aligned lessons in our library, create your own lessons, connect and design something with a school from abroad, and more.

Students can complete curriculum-aligned design challenges in Challenge Central, join thousands of students world-wide by entering our monthly design thinking competition, create and share 3D mazes, and of course use our design editors to create absolutely anything they can think of!

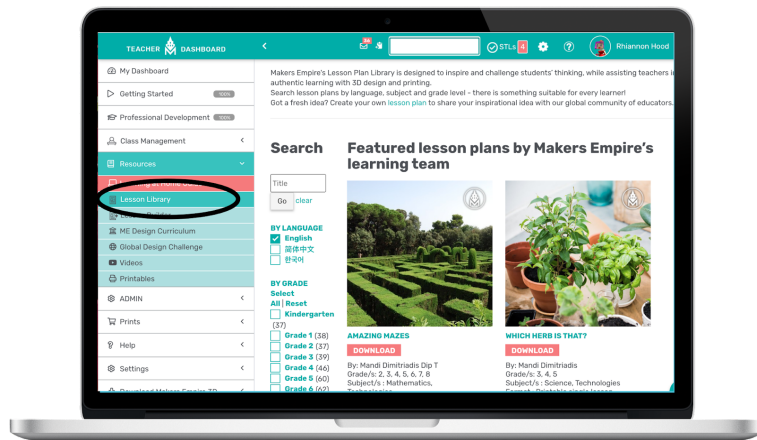
Oh, and keep an eye out for new and [improved challenge paths](#)... coming soon.



Teacher Missions- Ideal for Remote Learning

You have the option to choose from our premade missions or create your own. Students receive a notification in the app that a mission is waiting for them. Once it's complete, teachers can view and assess their work in the Teachers Dashboard. [See a demonstration from the teacher and student perspective](#)

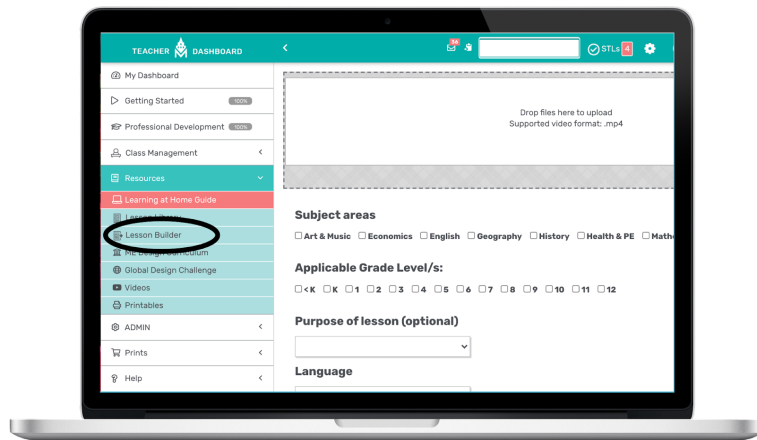
Go to **Class Management > Teacher Missions**



Choose from our Library of Lessons

You're sure to find something to spark your students' imagination, with over 150 lessons created by Makers Empire and our community. Lessons created by Makers Empire are made with the Design Thinking model in mind and align to NGSS, ISTE, Common Core, and AASL.

Go to **Resources > Lesson Library**



Create Your own Lessons with Lesson Builder

Create robust lessons by adding links, videos, and images. We've also added the standards to our database, so adding them to your lessons is just a few clicks away.

Go to **Resources > Lesson Builder**

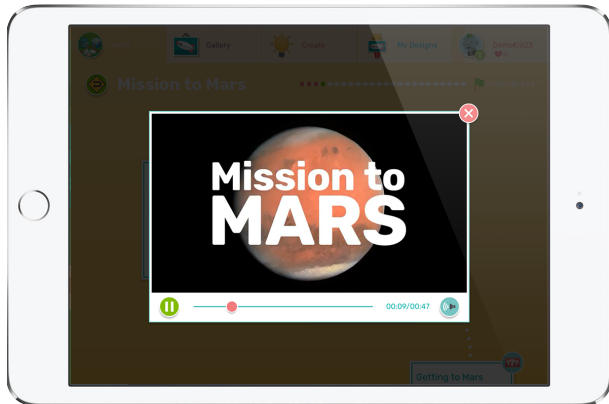


Students can Explore Challenge Central in the 3D App

Challenges in this part of the app world can be assessed against standards and will need to be assessed before students can move on to the next challenge. [Learn more about Challenge central and how it can be used](#)

Students:
Challenge Central is in the bottom left of **Maker World**

Teachers:
Go to **Class Management** > **View and Assess...** and use the filters to search for **Challenges**



Stay Tuned for Mission to Mars

We're improving the way we present challenges to students, adopting a more project based learning approach. We're also greatly simplifying the way teachers assess them to save you time!

We're beta testing our first new challenge path now, called Mission to Mars now. It's a rich media experience including informative videos, quizzes, step-by-step 'pro-training' and design thinking challenges.

If you're a grade 3-4 teacher who would like to trial these features with your class, you can [learn more here](#) or contact our team to express your interest in being a tester.

See also: [Teacher Guide](#), [Student Guide](#)

If you have questions or need some support to get the most out of your Makers Empire trial, please contact rhannon@makersempire.com