

You've got a problem to solve - make a record to show how you use Design Thinking to find a solution!




Empathise

Who are you trying to help? What do they need?

This image shows a single sheet of white paper with horizontal ruling lines. The lines are evenly spaced and extend across the width of the page. There are no margins, text, or other markings on the paper.


Define



What is the problem you are trying to solve?
How can you turn the problem into a '*How might we...*' question?

This image shows a single sheet of white paper with horizontal ruling lines. The lines are evenly spaced and run across the width of the page. There are no margins or other markings on the paper.

Design Thinking for Students



You've got a problem to solve - make a record to show how you use Design Thinking to find a solution!




Ideate

How many ideas can you come up with?
What is your most original idea?

[illegible]

Prototype




Which idea will you try first?

What will you design to test your idea?

[illegible]

Design Thinking for Students

You've got a problem to solve - make a record to show how you use Design Thinking to find a solution!



Test

What is working well?

What improvements could you make?

[illegible]

Extra space for extra ideas

This image shows a single sheet of white paper with horizontal ruling lines. The lines are evenly spaced and run across the width of the page. There are no margins, text, or other markings on the paper.